



Statistical Market Forecast for
Rubber Products
in Japan

Publisher: Gobi International

Report Publication Date: 27 April 2010



Definition
Rubber Products

This report covers demand for rubber products. Demand for all rubber products is consolidated. This includes demand for tyres, tubes and all other rubber products.

Market Overview **Japan**
Rubber Products

	2006	2007	2008	2009	2010	2011	2012	2013
US\$ billion	12.127	11.971	11.935	11.624	11.694	11.768	11.829	11.890
Index, 2006=100	100	99	98	96	96	97	98	98

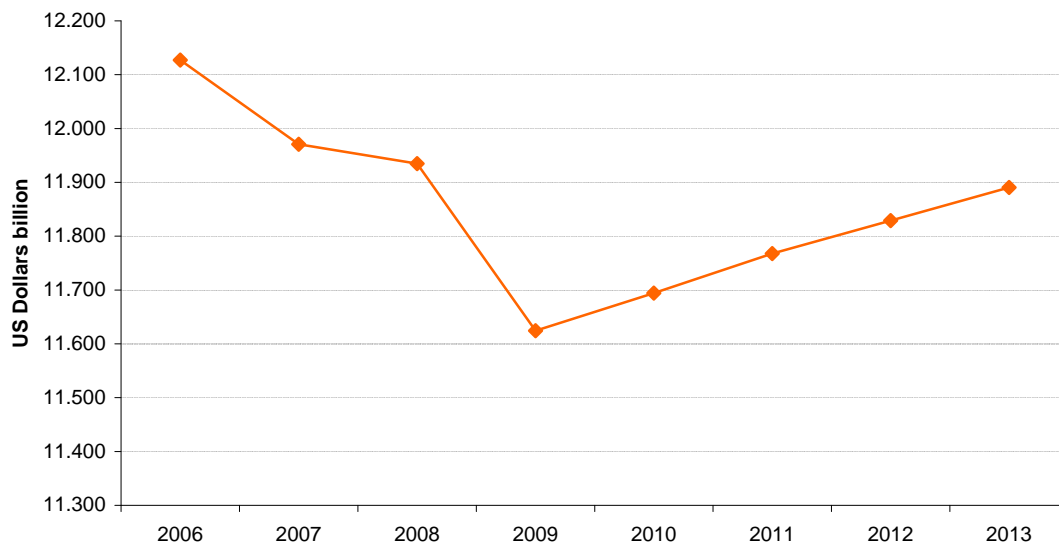
Forecast Market
CAGR - 2006-2013

-0.2%

CAGR = Compound Annual Growth Rate

Market Overview **Japan**
Rubber Products

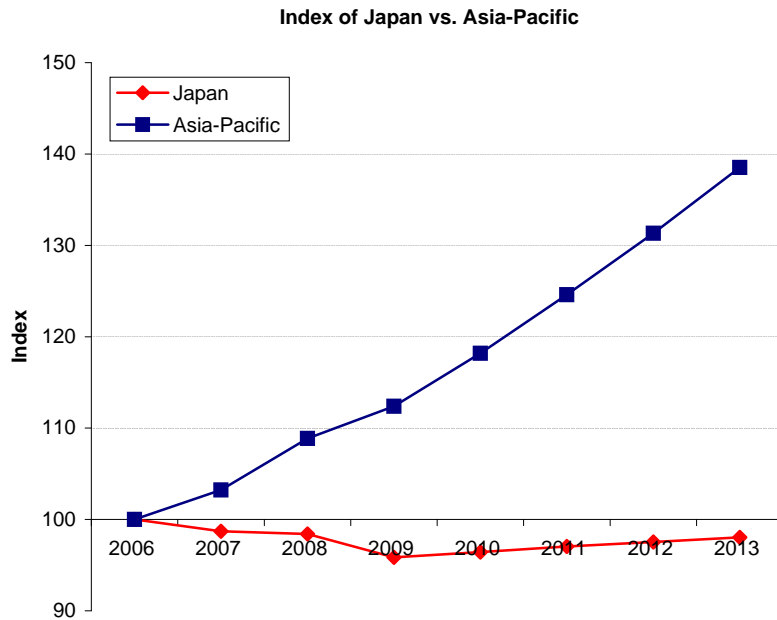
The market forecast is shown in the graphic below.





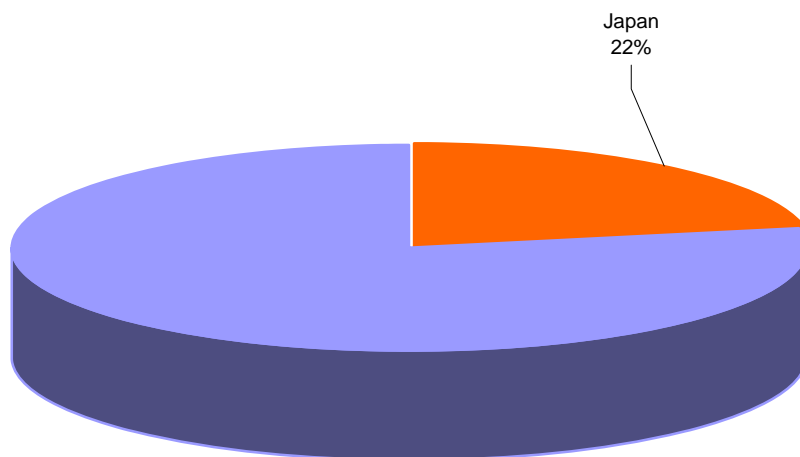
Comparative Asia-Pacific Forecast Growth Index (2006=100) **Japan**
Rubber Products

The Japanese market forecast is compared to the Asia-Pacific forecast in the index below.



Asia-Pacific Market Share **Japan**
Rubber Products **2008**

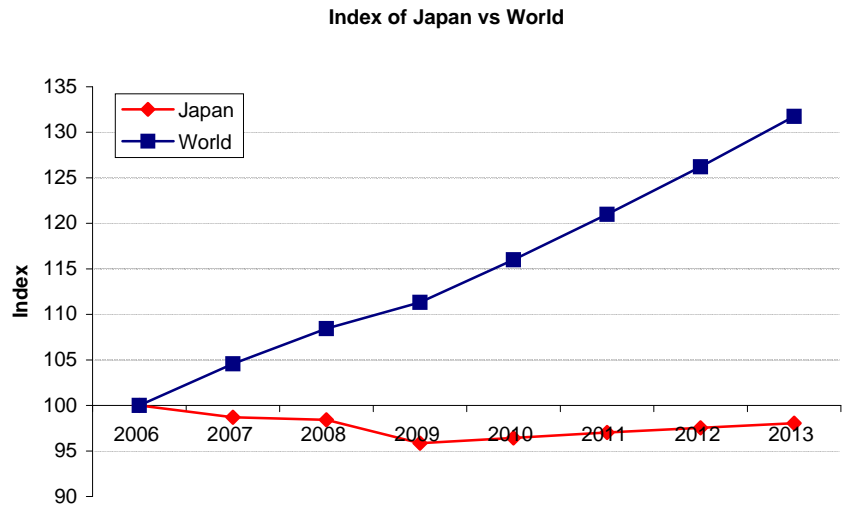
The pie chart below shows Japan's share of the Asia-Pacific market.





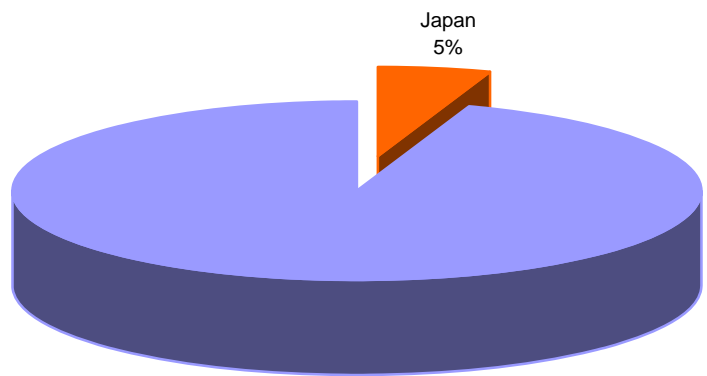
Comparative World Forecast Growth Index (2006=100) **Japan**
Rubber Products

The Japanese market forecast is compared to the world forecast in the index below.



World Market Share **Japan**
Rubber Products **2008**

The pie chart below shows Japan's share of the world market.





Important Notes from the Publisher

This report principally relies on official published national statistics. Where no data is available to Gobi International, an estimate is made. When making estimates Gobi International assumes that the structure of demand is broadly similar between countries. When projecting forecasts, Gobi International have assumed that the demand trend in a given country will track that country's GDP. We forecast individually for each country and forecasts are made in Q1 2010.

Clients are advised that the historic trend is not always an indicator of future development. All values in this report are presented in US Dollars at the average annual exchange rate. For countries other than the USA, the trends in market values therefore also contain an element of the fluctuation in exchange rates between the local currency and the US Dollar.

Whilst we use our best efforts in the preparation of the materials for inclusion in this report, we do not assume, and hereby disclaim any liability to any party for loss or damage cause through errors or omissions in the publication whether these errors or omission result from accident, negligence or any other cause.

Related Product Reports

Gobi International publish several thousand reports on world markets for consumer products, commodities, manufactured and industrial products. A full list of reports is available on the Gobi website (www.gobi.co.uk) and on partner websites. Why not check if your market is covered?

Reports are available for the following regions and countries:

Regions

World	Belgium	Indonesia	Russia
Africa	Brazil	Iran	Saudi Arabia
ASEAN	Canada	Ireland	Slovakia
Europe	China	Israel	South Africa
GCC	Colombia	Italy	South Korea
Latin America	Czech Republic	Japan	Spain
Middle East	Denmark	Mexico	Sweden
	Egypt	Netherlands	Switzerland
Countries	Finland	New Zealand	Taiwan
	France	Norway	Thailand
Argentina	Germany	Pakistan	Turkey
Australia	Greece	Philippines	Ukraine
Austria	Hungary	Poland	United Kingdom
Bangladesh	India	Portugal	United States